

# REL-IR-BL- 24DC/4X21 - Single relay



1032521

<https://www.phoenixcontact.com/sk/products/1032521>

Please be informed that the data shown in this PDF document is generated from our online catalog. Please find the complete data in the user documentation. Our general terms of use for downloads are valid.



Plug-in industrial relay in basic design with power contacts, 4 changeover contacts, test key, mechanical switch position indicator, polarity A1+, A2-, input voltage: 24 V DC

## Commercial data

Item number	1032521
Packing unit	10 pc
Minimum order quantity	10 pc
Sales key	DKF
Product key	DKF947
GTIN	4055626536941
Weight per piece (including packing)	31.236 g
Weight per piece (excluding packing)	22.39 g
Customs tariff number	85364900
Country of origin	AT

# REL-IR-BL- 24DC/4X21 - Single relay



1032521

<https://www.phoenixcontact.com/sk/products/1032521>

## Technical data

### Notes

Notes on operation	Do not connect adjacent channels to SELV/ PELV and voltages dangerous to the touch.
Notes on operation	The outputs are not suitable for switching different outer conductors.
Notes on operation	Do not use to separate SELV / PELV circuits from other circuits, because safe isolation is not guaranteed.

### Product properties

Product type	Single relay
Operating mode	100% operating factor
Mechanical service life	$3 \times 10^7$ cycles

Insulation characteristics: Air clearances and creepage distances between coil and contact side

Insulation	Basic insulation
Overvoltage category	III
Pollution degree	2

Data management status

Date of last data management	12.03.2025
------------------------------	------------

### Electrical properties

Service life electrical	see diagram
Maximum power dissipation for nominal condition	741 mW
Test voltage (Winding/contact)	2.5 kV <sub>rms</sub> (50 Hz, 1 min., winding/contact)
Test voltage (Changeover contact/changeover contact)	2 kV <sub>rms</sub> (50 Hz, 1 min., changeover contact/changeover contact)

Air clearances and creepage distances between coil and contact side

Rated insulation voltage	250 V AC
Rated surge voltage	5 kV

### Input data

Coil side

Nominal input voltage $U_N$	24 V DC
Input voltage range	19.2 V DC ... 46.8 V DC (20 °C)
Drive and function	monostable
Drive (polarity)	non-polarized
Typical input current at $U_N$	31 mA
Typical response time	15 ms
Typical release time	10 ms
Coil voltage	24 V DC

### Output data

# REL-IR-BL- 24DC/4X21 - Single relay



1032521

<https://www.phoenixcontact.com/sk/products/1032521>

## Switching

Contact switching type	4 changeover contacts
Type of switch contact	Single contact
Contact material	AgNi
Maximum switching voltage	250 V AC/DC
Minimum switching voltage	12 V (10 mA)
Limiting continuous current	6 A
Maximum inrush current	12 A (20 ms, N/O contacts)
Min. switching current	10 mA (12 V)
Interrupting rating (ohmic load) max.	144 W (24 V DC)
	130 W (48 V DC)
	90 W (60 V DC)
	66 W (110 V DC)
	88 W (220 V DC)
Switching capacity min.	1500 VA (250 V AC)
	120 mW

## Connection data

Connection method	Plug-in connection
-------------------	--------------------

## Environmental and real-life conditions

### Ambient conditions

Degree of protection	RT II
Degree of protection (Installation location)	≥ IP54 (Installation location)
Ambient temperature (operation)	-40 °C ... 70 °C
Ambient temperature (storage/transport)	-40 °C ... 70 °C
Altitude	≤ 2000 m

## Standards and regulations

### Air clearances and creepage distances between coil and contact side

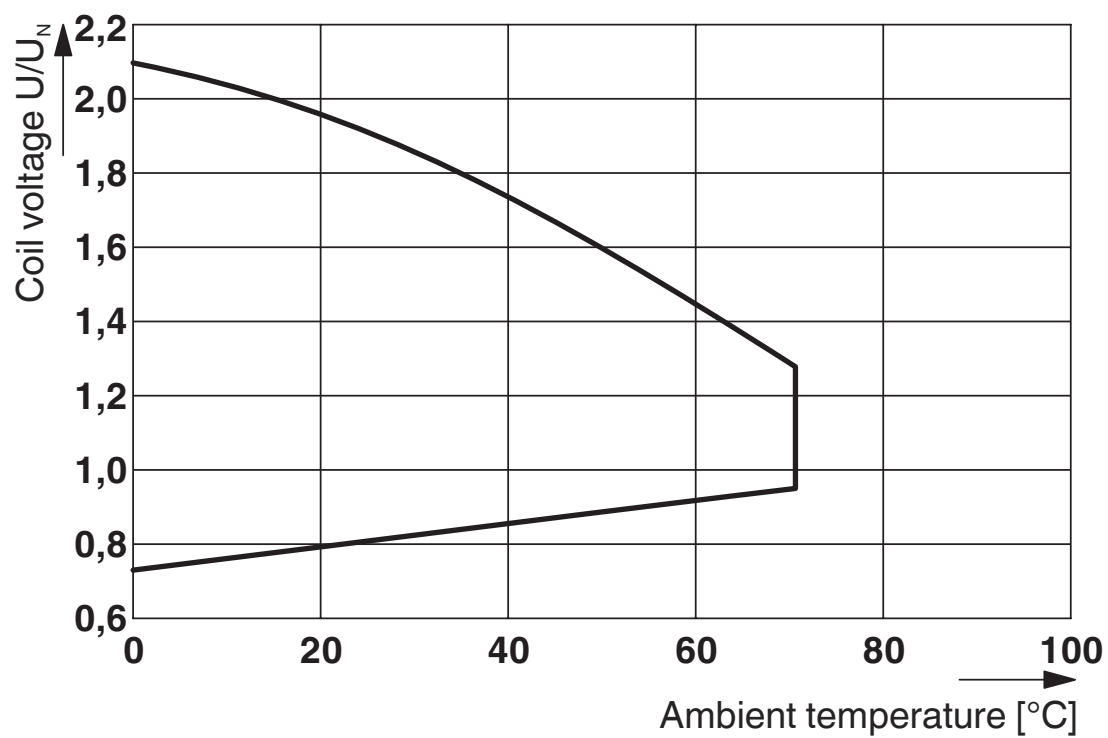
Standards/regulations	EN 61810-1
-----------------------	------------

## Mounting

Mounting type	Plug-in mounting
Assembly note	in rows with zero spacing
Mounting position	any

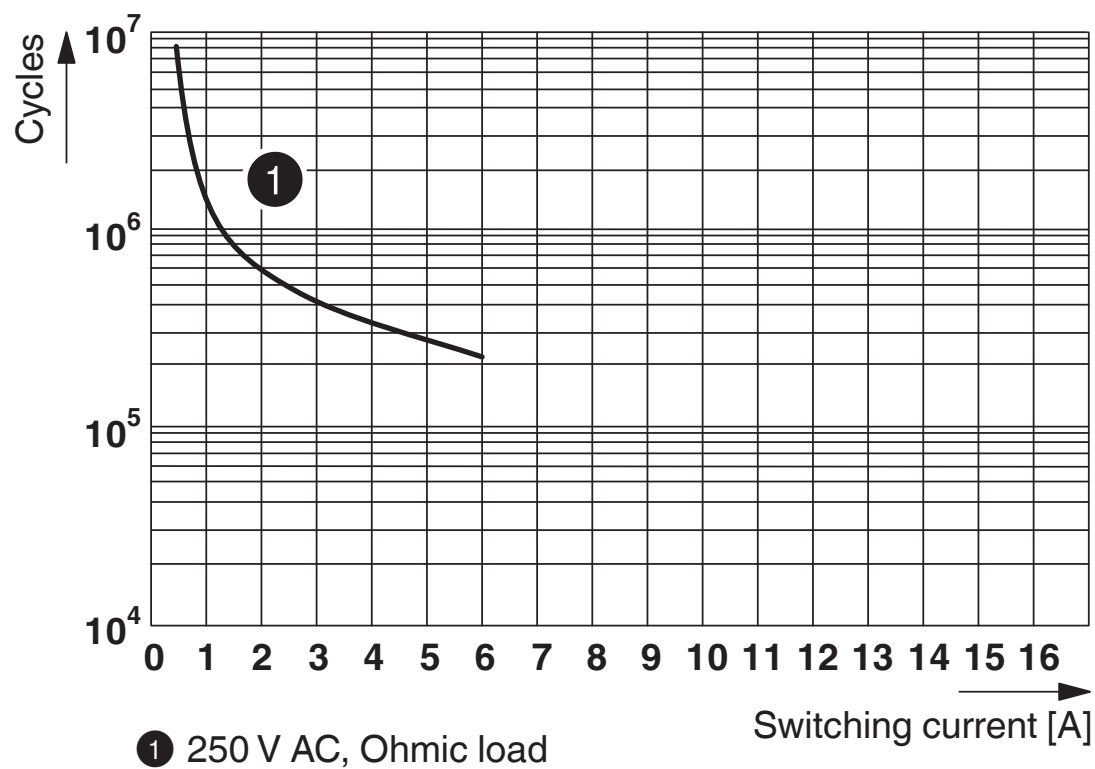
## Drawings

Diagram

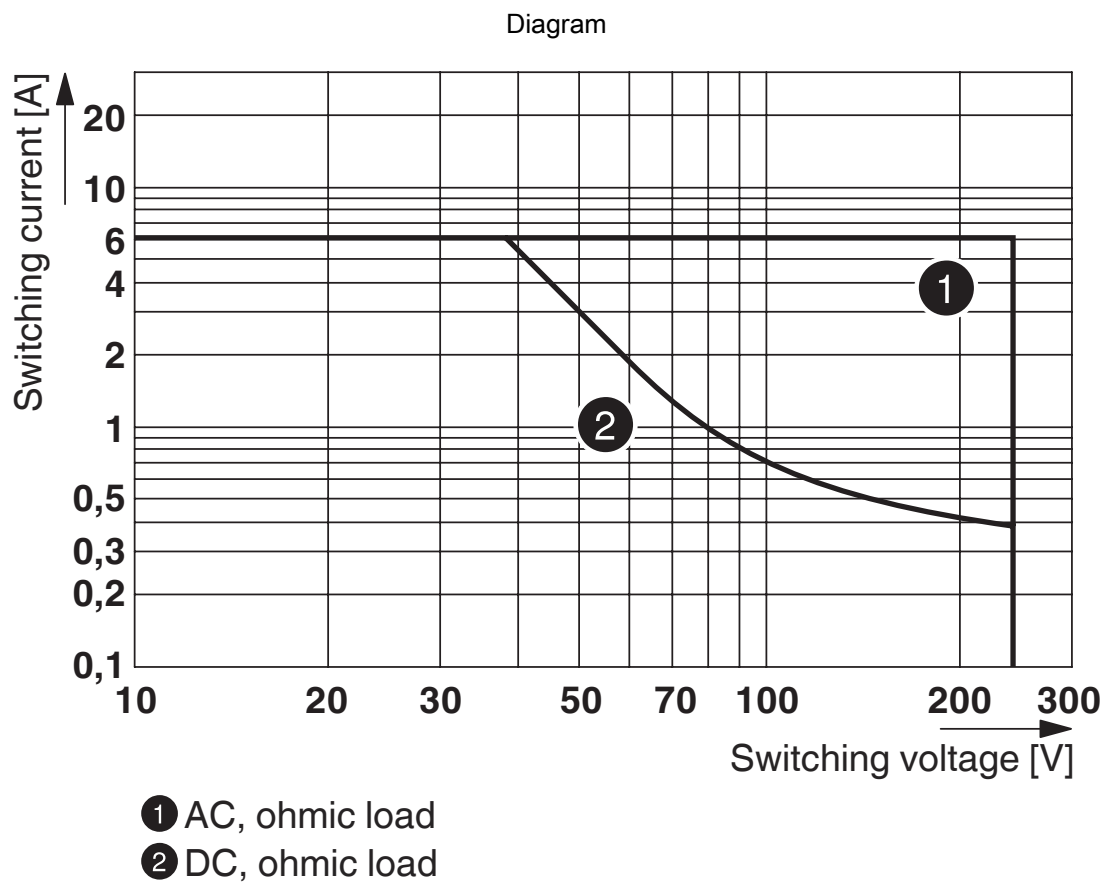


Operating voltage range

Diagram

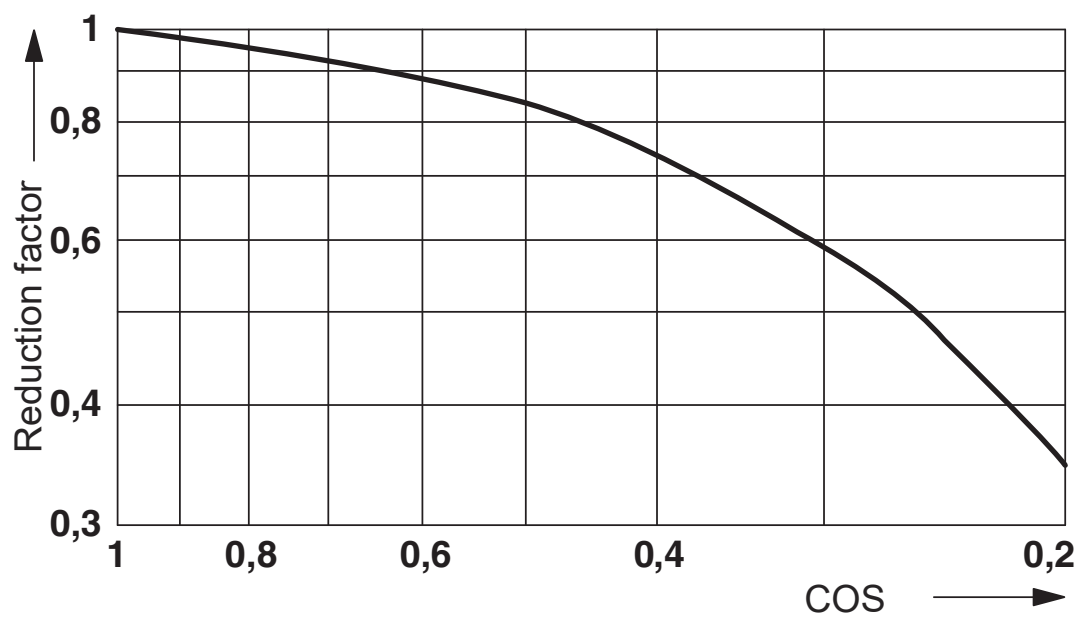


Electrical service life

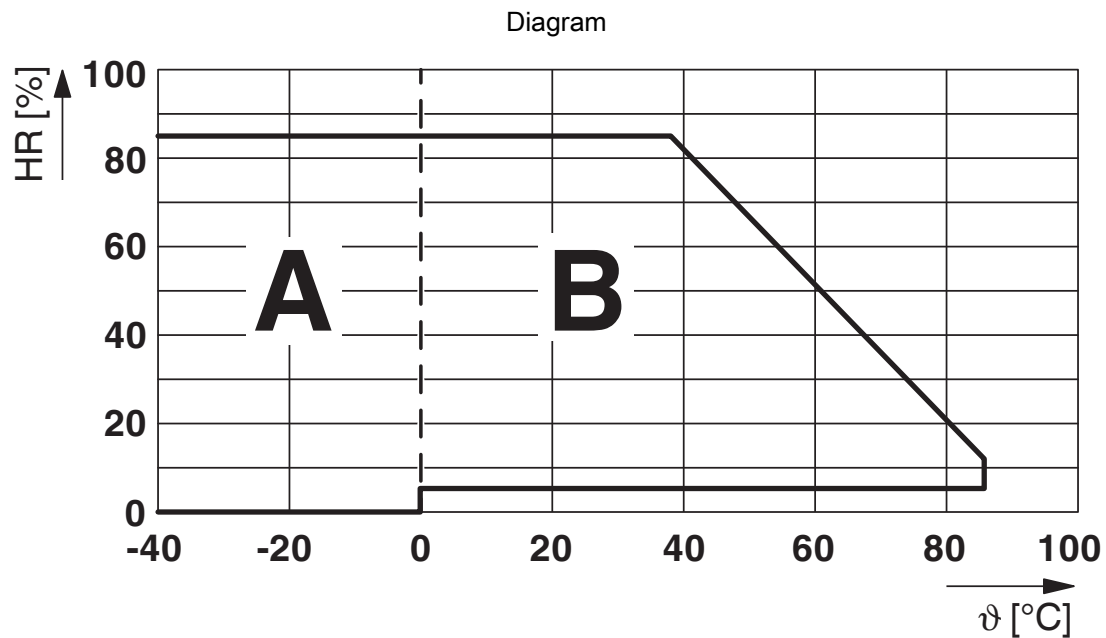


Interrupting rating

Diagram



Service life reduction factor



Permissible humidity for operation and storage.

The maximum permissible ambient temperature as specified in the data sheet must be observed.

Area A: Ice buildup at ambient temperatures  $\leq 0^{\circ}\text{C}$  must be prevented

Area B: Condensation at ambient temperatures  $> 0^{\circ}\text{C}$  must be prevented

On 30 full days that are naturally distributed across an entire year, a humidity level of 95% is permissible at an ambient temperature  $\leq 25^{\circ}\text{C}$ .



# REL-IR-BL- 24DC/4X21 - Single relay



1032521

<https://www.phoenixcontact.com/sk/products/1032521>

## Approvals

To download certificates, visit the product detail page: <https://www.phoenixcontact.com/sk/products/1032521>



**cUL Recognized**  
Approval ID: FILE E 228652



**UL Recognized**  
Approval ID: FILE E 228652



**VDE approval of drawings**  
Approval ID: 40058034

**cULus Recognized**

# REL-IR-BL- 24DC/4X21 - Single relay



1032521

<https://www.phoenixcontact.com/sk/products/1032521>

## Classifications

### ECLASS

ECLASS-11.0	27371601
ECLASS-12.0	27371601
ECLASS-13.0	27371601

### ETIM

ETIM 9.0	EC001437
----------	----------

### UNSPSC

UNSPSC 21.0	39122300
-------------	----------

# REL-IR-BL- 24DC/4X21 - Single relay



1032521

<https://www.phoenixcontact.com/sk/products/1032521>

## Environmental product compliance

### EU RoHS

Fulfills EU RoHS substance requirements	Yes, No exemptions
---	--------------------

### China RoHS

Environment friendly use period (EFUP)	EFUP-E
	No hazardous substances above the limits

### EU REACH SVHC

REACH candidate substance (CAS No.)	No substance above 0.1 wt%
-------------------------------------	----------------------------

Phoenix Contact 2025 © - all rights reserved

<https://www.phoenixcontact.com>

PHOENIX CONTACT s.r.o.  
Námestie Mateja Korvína 1  
811 07 Bratislava  
+421 2 3210 1470  
[obchod.sk@phoenixcontact.com](mailto:obchod.sk@phoenixcontact.com)